

HISTORY OF QUENCHING

D. Scott MacKenzie, PhD
Houghton International, Inc.
Valley Forge, PA 19426
smackenzie@houghtonintl.com

GOLD is for the mistress - Silver for the maid – Copper for the craftsman cunning at his trade.”

“Good!” said the Baron, sitting in his hall, “But Iron – Cold Iron – is master of them all.”

Rudyard Kipling – Cold Iron

Iron seemeth a simple metal, but in its nature are many mysteries, and men who bend to them their minds shall, in arriving days, gather therefrom great profit, not to themselves alone but to all mankind.

attributed to Joseph Glanvill (1636–80)

Introduction

The basic concept of heat-treating, and specifically quenching, is intertwined with the history of civilization. It is the efforts of these pre-industrialized people that laid the foundation for modern metallurgy, and our understanding of materials behavior. In this paper, the early history of quenching will be described from the dawn of civilization to the early industrial age. The focus will be primarily on the contributions of Europeans, Indian, Chinese and Japanese peoples.

Much of the history of quenching is shrouded in mystery – especially from roughly 400 BC to approximately 1500 AD. This is thought to be a result of the general education of the people, and the desire to protect intellectual property by the many blacksmiths and guilds. It was only until much later, that many of the quenchants, and the methods of quenching were described. This was accomplished through empirical research, and much experimentation. It was only until much later, after approximately 1850 AD, that the science of quantifying the effects of quenchants and alloying elements was developed. Steel hardenability, martensite formation and the mechanism of quenching would have to wait until the necessary analytical tools were developed.

Figure 1 - Process in creating a Japanese Sword, from top to bottom: The Steel is Heated Prior to the Forging Process in a Charcoal Fire; After hammering the steel out, it is cut in half and folded; The folded steel is then hammer welded together, as the forging process continues; The smith then continues to shape the blade, first with a power hammer and then with a hand held hammer; After forging, the blade is shaped by hand, and then coated with clay, prior to the hardening process; After the claying of the blade, it is heated to critical (about 1450 degrees) and then quenched in water, creating the martensite edge and pearlite body of the sword; The blade is then final shaped and polished. This sharpens the blade and reveals the hamon that is created by the hardening process. Figures courtesy Bugei Trading Company.






Figure 2 - Jubal and Tubalcain in the smithery. UNKNOWN; Illustrator of 'Speculum humanae salvationis', Cologne, c. 1450. Museum Meermanno Westreenianum, The Hague

History of Quenching

Much of the history of quenching is interlaced with the early production of iron. Probably one of the earliest references to smelting and blacksmithing is from the Old Testament¹ in Genesis 4:22:

"Zillah also had a son, Tubal-Cain, who was an artificer of bronze and iron."

Interestingly, the name "Cain" is a cognate with the Arabic *qayin* "smith". The name Cainities is also the description of the Midianite tribe, which some have inferred to be the Hittites².

It is not known when steel was first created, or who first created steel. It is suggested from tradition (Herodotus, Xenophon and Strabo) and archaeological evidence^{3,4} that iron working developed in the Middle East, in Turkey, near the plateau of Anatolia in 1400-1200 BC by the Hittites^{5,6,7}. Iron smelting was well known by the second millennium, and described by Homeric poems (880 BC), the History of Herodotus (446 BC) and Aristotle⁸ (350BC). Because of ore variation, and the skill of the individual craftsman, the production of steel was often poor quality, and limited in production⁹.

One of the first mentions of quenching is from Homer (circa 800BC):

"As when a man who works as a blacksmith plunges a screaming great axe blade or adze into cold water, treating it for temper, since this is the way steel is made strong, even so Cyclops' eye sizzled about the beam of the olive...." *Odyssey* 9.389-9394, translation by R Lattimore

This dramatic image of indicates familiarity with the concept of quenching of steel. Much of the history of quenching has been shrouded in mystery and magic.

In the first millennium, few technological advances were made in Europe¹⁰. Some Icelandic sagas spoke of searching thru many kingdoms to find the proper water to harden the sword *Ekkisax* and weapons that are hardened in blood¹¹. Predominately, the advances in metallurgical technology were located in the Arab World, India, China and Japan. While European armor blacksmiths were improving, and gradually perfecting their craft, the Crusaders of the 12th century had no steel that was the equal of Islamic metallurgy. The Japanese sword was even better than the Islamic sword by an even greater margin¹².

Middle East

Not much is known of the methods of quenching in the Islamic world. It was known that the swords of the Islamic world were high quality. A writer from the Crusades, regarding the quality of Damascus blades fashioned from Wootz steel described the quality of the blade as *"One blow of a Damascus sword would cleave a European helmet without turning the edge, or cut through a silk handkerchief drawn across it."*¹³.

al-Biruni, writing in the *Kitab al-jamahir fi ma'rifat al-jawahir*, in the 11th century AD, specifies what *dawa* is in Indian practice. He writes¹⁴ *"...in the process of quenching the sword they coat the flat of the blade (matn) with hot clay, cow dung and salt, like an ointment, and clean the two edges with two fingers...."* This is similar to the process of making Japanese blades, and the application of *yakabatsuchi* clay.

The account of Second Captain Massalski, as published in *Annuaire du Journal des Mines de Russie*, 1841, says Persians quenched their Wootz Steel in pre-heated hemp oil. The Captain says some smiths added a little grease and bone marrow to the quenchant.

"If it is a dagger it is held flat; if it is a sabre, it is quenched little by little, beginning by the end of the cutting edge, holding the latter toward the bath. This manoeuvre is repeated until the oil stops smoking, which proves that the blade has cooled. After quenching the blade is always soiled with burnt oil. This dirt is removed by heating it enough to set light to a piece of wood, and by rubbing with a rag from a bedsheet." English Translation by Graham Cross.




Figure 3 – Figure showing Indian blacksmiths creating swords, from the cover of *"India's Legendary Wootz Steel: An Advanced Material of the Ancient World"*¹⁵

India

The primary contribution of India was the production of high quality steel called Wootz steel. The quality of the steel was excellent, and exported to Europe, China, and the Middle East. The 12th century Arab Idrisi wrote *"The Hindus excel in the manufacture of iron. It is impossible to find anything to surpass the edge from Indian steel."*¹⁸.

The first real production of steel on a large scale was produced in India around 500 B.C.¹⁶. This steel, known as Wootz steel, was of high quality which even in relatively modern times, was known for its high quality:

'...there is a cake which is supposed to be steel from India and the kind to be rated most highly in Egypt. I could find no artisan in Paris who succeeded in forging a tool out of it.' Rene Antoine Ferchault de Reaumur, (1722)¹⁷

Sherby¹⁸, describing the production of Wootz steel, indicates that wrought iron is broken into pieces in a sealed crucible, with a pre-measured amount of charcoal. The crucible is heated to approximately 1200°C. The wrought iron absorbs the carbon, and the melting point is lowered. The process is completed when the crucible is shaken, and the sound of molten iron is heard. The crucible is slow cooled over several days. Large grains of Cementite are formed, and a homogeneous alloy of 1.5-2% carbon is formed.




Figure 4 – Damask pattern, courtesy of Manfred Sachse.

These buttons are then heated to a relatively narrow range of 600°-850°C. In this temperature range the Cementite does not completely dissolve. Upon forging or hammering, the Cementite grains are broken up, resulting in a mixed, banded microstructure, with the trademark swirl of Damascus Steels¹⁹. This forging technique explains the strength, toughness and ductility, and the mythology of Damascus steels, which have been produced since 330BC. This steel was exported to China, Persia, Arabia and eventually Europe.

China

The earliest known Chinese word for quench-hardening is *cui*²⁰ and is still used in the modern term for quenching *cuihuo*²⁰. Water was predominately the preferred quenchant:

When a skilled metallurgical worker ‘casts’ [zhu] the material of a Gan Jiang [sword], quench-hardening [cui] its tip with pure water and grinding its edge with a whetstone from Yue, then in the water it can slice water-dragons, and on land it can cut rhinoceros hide as quickly as sweeping and sprinkling or drawing in mud.

Sheng zhu dexian chen song presented to the Emperor Xuan-di (73 BC to 49 BC) by Wang Bao²⁰

There is some thought that the idea of quenching was a Han Dynasty innovation²⁰. Early Tang texts indicated that the Yunnan quench-hardened steel in “the blood of a white horse”²⁰. Various texts indicate that different waters were good for quenching, while others were inadequate. The Qingzhand and the Longguan Rivers were noted for being good for quenching:²⁰

“The Han River is sluggish and weak and is not suitable for quench-hardening. The Shu River is bold and vigorous.....”²⁰

This empirical line of thinking appears to be universal. The Elder Pliny, in the 1st century, also indicated that certain waters were good for quenching.²¹

Quenching in vinegar was considered to be poor practice “making it brittle and easy to break”²⁰. It is not known why this practice would be considered to be poor practice, as it should give similar performance to a brine-type quench.

It seems that quenching in urine was a common practice, with quenching in the urine of five Sacrificial Animals or the fat of five Sacrificial Animals. It was given that “such a sword could penetrate thirty layers of armor”²⁰.

There was also an understanding of the effects of different quenchants, and the effect on performance. In 6 AD, the blacksmith *Qiwu Huaiwen* used animal urine and animal grease to effect different quench rates. The characters used differentiated this: *cui* was denoting quenching in animal grease, while *yu* was designated for quenching in urine. *Song Yingxing* discusses quenching in oil, which provides a softer quench, “since the strength of steel lies in quenching”. Further it was noted that barbarians quench in *di son*, the “urine of the earth”, a kind of oil not produced in China²⁰. This perhaps is the first possible mention of quenching in petroleum-based oils.

For further information on the metallurgical technology available to the Chinese from the earliest times, the reader is recommended to read the book by Donald Wagner, “*Science and Technology in China: Ferrous Metallurgy*” Cambridge University Press, who was gracious enough to provide me with a draft.




Figure 5. Sequence of quenching a Japanese Tanto: This blade was coated with clay (*yakiba-tsuchi*); The nose or tip of the blade (*kissaki*) is down showing *gyaku-sori*; Blade is now straight again; Nose is up as in the typical final curvature of a Japanese blade (*sori*). Photographs courtesy of Jesus Hernandez and Walter Sorrells.

Japan

The metallurgical state-of-the-art was very advanced in Japan. The science and craftsmanship of the Japanese sword is still revered today for being beautiful and effective, capable of maintaining a sharp edge and the unique curve of the blade.

Swords made by the traditional method are manufactured from steel produced by the *tatara* method. This steel, or *tamahagane*, is produced from iron sands that have very low Phosphorus and Sulfur.

The basic process is similar to that practiced by the Europeans in the 5-6th century AD. The sharp edge consists of high carbon steel to retain an edge, and the interior of the blade consisting of lower carbon steel for toughness and ductility. However, the Europeans immersed the entire sword in the water, with the entire surface of the sword is quenched rapidly. In the Japanese method, controlled quenching is achieved at specific rates at different locations on the blade.

Prior to heating, the Japanese sword maker applies a closely guarded secret clay mixture (called *yakiba-tsuchi*), that consists of stone powder, clay and charcoal. The stone powder helps prevent the clay from cracking during heating of the blade; the charcoal is burned out during heating, producing a site for initiation of nucleate boiling, depressing the formation of the vapor phase. The thickness of the clay determines the quench rate. The clay is thinnest at the edge of the blade, and thickest at the ridge of the blade – opposite the edge. The blade is immersed in water in the water box or *mizubune*). The edge is quenched with the highest heat transfer rate and produces martensite, while the ridge experiences a much milder quench and transforms to a mixture of pearlite and ferrite. The interface between the pearlite and martensite is called the *hamon*.

This unique and ingenious method of quenching also produces the characteristic curvature of the blade. As the blade is quenched, the edge contracts, and reverse bending occurs, called *gyaku-sori*. At the martensite transformation, the *sori*, or normal bending occurs, due to the volumetric transformation of martensite. *Gyaku-sori* appears again at the pearlite transformation at the ridge of the blade. Finally, the final curvature or *sori* appears as the pearlite contracts due to thermal contraction²², contributing to strong compressive residual stress at the blade edge^{23, 24}. Final tempering of the blade, or *aidori*, is done in a charcoal fire. This understanding of the quenching process, practiced since the 5-6 century, shows the advanced nature of the Japanese metal-smiths.



Figure 6. Coverplate from John Baptist Porta, "Natural Magick in 20 Bookes"

Europe

Probably the first significant work in Medieval Europe was written by Theophilus (1125), a 12th century German Monk. The "Diver Arts" describe several good quenchants. His recommendations for quenchants were very specific:

"Tools are also given a harder tempering in the urine of a small, red-headed boy than in ordinary water."²⁵

Other recommendations for quenchants included the urine of goats fed ferns for three days.

Giambattista della Porta (ca. 1535-1615) in his books "Natural Magic," described the temperatures of steel to be quenched:

"When the iron is sparkling red hot, that it can not be hotter, that it twinkles, they call it Silver; and then it must not be quenched, for it would be consumed. But if it be of a yellow or red color, they call it Gold or Rose color; and then quenched in Liquors, it grows harder. This color requires them to quench it. But observe that if all the Iron be tempered, the colour must be blue or violet color, as the edge of a Sword, Razor, or Lancet; for observe the second colors; namely, when the iron is quenched, and so plunged in, grows hard. The last is Ash color; and after this if it be quenched, it will be the least of all made hard."

This was a critical observation. He indicates a critical range for quenching, based on the colors of the heated steel. Only when the steel is rose or yellow will the steel be hardened properly. Further, the observation of tempering colors was indicated. As Cyril Stanley Smith²⁹ pointed out, it led Della Porta to realize the advantages of the two-stage quench over a direct quench, and reject some of the more exotic quenching baths that was cited in earlier metallurgical literature.

He emphasized the necessity of using clear quenching liquids so that the tempering colors could be observed, and recommended rubbing a blade with soap before heating it, "that it may have a better color from the fire."

Porta was one of the first people to recognize that there were various tempers of steel, and described methods to achieve those tempers. In describing the "Temper of Files" in his Thirteenth Book of Natural Magic:

"...take the chest out from the coals with iron pinchers, and plunge the files into very cold water, and so they will become extremely hard. This is the usual temper for files, for we fear not if the files should be wrested by cold waters.

Porta also showed an excellent understanding of the reason why many quenchants were effective, and some of the underlying principles:

"If you quench red hot iron in distilled vinegar, it will grow hard. The same will happen, if you do it into distilled urine, by reason of the salt it contains in it. If you temper it with dew, that in the month of May is found on vetches leaves, it will grow most hard. For what is collected above them, is salt, as I taught elsewhere out of Theophrastus. Vinegar, in which Salt Ammoniac is dissolved, will make a most strong temper. But if you temper Iron with Salt of Urine and Saltpeter dissolved in water, it will be very hard. Or if you powder Saltpeter and Salt Ammoniac, and shut them up in a glass vessel with a long neck, in dung, or moist places, till they resolve into water, and quench the red hot Iron in the water, you shall do better. Also Iron dipped into a Liquor of Quicklime, and Salt of Soda purified with a Sponge, will become extreme hard. All these are excellent things, and will do the work."

There was also an understanding of the cause of quench cracking, and the results of quenching in other than water for "The Temper for Instruments to let blood":

"It is quenched in oil, and grows hard, because it is tender and subtle. For should it be quenched in water, it would be wrested and broken."

Various authors, including, describe other quenchants: pigeon droppings, flour, honey, olive oil and milk^{26,27,28}. Other quenchants, including urine, water and solubilized animal fats and whale oil are described by Smith²⁹, Biringuccio³⁰, Agricola³¹ and others:

"Take clarified honey, fresh urine of a he-goat, alum, borax, olive oil, and salt; mix everything well together and quench therein."

"Take varnish, dragon's blood, horn scrapings, half as much salt, juice made from earthworms, radish juice, tallow, and vervain and quench therein. It is also very advantageous in hardening if a piece that is to be hardened is first thoroughly cleaned and well polished."

Excerpts from Von Stahl und Eysen (1532)³²

Haedke²⁸ indicated that the swords and knives made in Toledo, Spain, were known to be of high quality as early as the ninth century. Heat-treating occurred on a night with a warm south wind, and clouds obscured the stars. A cherry red heat was taken on the blade, and it was quenched immediately in the Tajo River.

Only late in medieval times, did sufficient technical advances in steel-making occur in Europe. It was only in the late 18th century that difference between iron and steel was identified as being associated with different quantities of carbon present^{33, 34}.

Conclusions and Summary

From the earliest times, at the beginning of the Iron Age, quenching has played an important role in the growth of civilization throughout the World. Much of the development of quenching was developed out of mysticism, and empirical experimentation. It was not until much later, at the beginning of the Industrial Age (1850AD or so), that mankind started on a quest to understand and quantify the mechanism of quenching and heat treatment. While much of the empirical technology developed was used to increase the effectiveness of swords, knives and armor, there has been a technology transfer to other

devices important to the arriving Industrial Age. Today, there is a firm grasp on heat treatment, and the mechanism of quenching, enabling special quenchants to be tailored to specific application. It is these original Philosophers, Alchemists and Blacksmiths that were the foundation of the Science and Art of Metallurgy today.



Figure 7. Museum quality armor created using modern quenchants. Photograph courtesy of Robert MacPherson, Armorer (<http://www.lightlink.com/armory/armory.html>).

Acknowledgements

I wish to thank the people on the Bladesmith' Forum (forums.dfoggknives.com) and the International Sword Forum, (swordforum.com) for their help and encouragement in writing this short article. Their patience is greatly appreciated.

I would also like to thank Robert MacPherson, for showing me his intricate and beautiful work, and his patient help in explaining many of the techniques used.

References:

- 1 Guillaume, "Metallurgy in the Old Testament," *Palestine Exploration Quarterly* (1962), 129-132.
- 2 Sawyer, J.F.A., "Cain and Hephaestus: Possible Relics of Metalworking Traditions in Genesis 4," *Abr-Nahrain* 24 (1986), 155-166.
- 3 Wertime, T.A., "Man's First Encounters with Metallurgy," *Science* 146 (1964) 1257-1267.
- 4 Wertime, T.A., "The Beginnings of Metallurgy," *Science* 182 (1973) 857-887.
- 5 Yener, K.A., "Swords, Armor and Figurines," *Biblical Archaeologist*, 58 (1995) 2.
- 6 Fensham, F.C., "Iron in Ugaritic Texts," *Oriens Antiquus* 8 (1969) 209-213.
- 7 Aitchison, L., "A History of Metals" Volume I, MacDonald and Evans, 1960.
- 8 Friend, J.N.A., "Iron in Antiquity," Charles Griffin and Co., Ltd. (1926) p. 30.
- 9 Williams, Alan R, Maxwell-Hyslop, K. R., "Ancient Steel from Egypt," *J. Archeological Sciences* 1976, p. 97.
- 10 E. Ginzel, "Steel in Ancient Greece and Rome", www.mri.on.ca/steel.html Also, private communication.
- 11 Drachmann, A. G. (1967). *De navngivne sværd i saga, sagn og folkevise*. Gad, København, 1967 (Studier fra sprog- og oldtidsforskning udgivet af det Filologisk-Historiske Samfund, nr. 264).
- 12 *Materials and Man's Needs: Materials Science and Engineering -- Volume I, The History, Scope, and Nature of Materials Science and Engineering* (1975). Supplementary Report of the Committee on the Survey of Materials Science and Engineering, National Academy of Sciences.
- 13 Srinivasan, S., Ranganathan, "Metallurgical Heritage of India," Department of Metallurgy, Indian Institute of Science, Bangalore, <http://metalrg.iisc.ernet.in/~wootz/heritage/Heritage.htm>
- 14 Allan, J.W. 1979. *Persian Metal Technology 700-1300 A.D.* Oxford Oriental Monographs No. 2. Ithica Press. London.
- 15 S.Srinivasan, S. Ranganathan, "India's Legendary Wootz Steel: An Advanced Material of the Ancient World", Tata Steel.
- 16 Parr, J. Gordon, "Man, Metals and Modern Magic," American Society of Metals, (1958) p. 3.
- 17 R.A.F.de Réaumur, Memoirs on Steel and Iron, translated and edited by A.G.Sisco, University of Chicago Press, Chicago, Illinois (1956).
- 18 Sherby, O.D., Wadsworth L., "Damascus Steels," *Scientific American*, Feb. (1987) 118.
- 19 Verhoeven, J.D., James, L., "Damascus Steel Part II: Origin of the Damask Pattern," *Metallography* 20 (1987) p 153-180.
- 20 Wagner, Donald B. *Science and civilization in China*, Vol. 5, Part xx: Ferrous metallurgy. Cambridge: Cambridge University Press, forthcoming.
- 21 *Historica Naturlis*, Book 34, Sect 41, Paragraph 44, Text and translation by Bailly (1929) 2 pp 59, 18.
- 22 Weins, William N., and Peter Bleed, "Why Is the Japanese Sword Curved?" in *Materials Issues in Art and Archaeology II*, MRS Symposium Series 185 (1991).
- 23 Fujiwara, Hanabusa, T., Tanaka, K., "Scientific research of the Japanese Sword - its curvature (*sori*) and Residual Stresses," *Proc. 3rd Int. Conf. Residual Stresses* 2 (1991) 1537-1542.
- 24 Inoue, I., "The Japanese Sword - The Material, Manufacturing and Computer Modeling of the Quenching Process," *Mat. Sci. Res.* 3-4 (1997) 193-203.
- 25 Theophilus: *De Diversis Artibus*, ed. and trans. by C. R. Dodwell (Edinburgh and London, Thomas Nelson & Sons Ltd. and New York, Oxford University Press,).
- 26 Anstee, J. W., "A Study in Pattern Welding," *Medieval Archaeology* 5, 1961, pp. 71-93
- 27 Smith, C.S., "Sources for the History of the Science of Steel 1532-1786" MIT press 1986.
- 28 H-U Haedeke, H.U. "Metalwork," , trans by V. Menkes, Universe Books, 1970, pp 227.
- 29 Smith, C. S., "A History of Metallography. The Development of Ideas of the Structure of Metals before 1890." Cambridge & London: M.I.T. Press, 1988.
- 30 Biringuccio, Vannoccio (1480-1539?), *The Pirotechnia*; Translated by C.S. Smith and M. Teach Gnudi 1990; Dover Edition, General Publishing Company Toronto, Ontario.
- 31 Georgius Agricola, "De Re Metallica," Translated by Herbert Hoover, Courier Dover Publications (1950).
- 32 Von Stahel und Eysen (1532) , translated by Sonja Steiner-Welz.(2002).
- 33 Berman, Torben, "Dissertatio Chemica de Analysis Ferri" (1781).
- 34 Tylecote, R.F., "A History of Metallurgy", Metal Society (UK) 1976.